



**2018
Sampler Quilt
blocks**

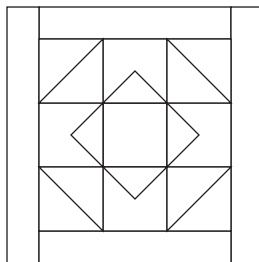
You can also use these 3" tall layouts on a Project Planner page.



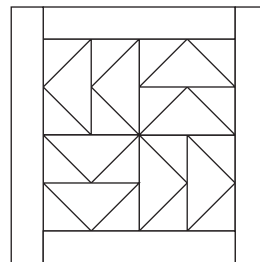
Want to try an alternate layout? Cut out these individual blocks and play!

You can use these blocks on any graph paper in your planner. Each block (without the sashing) is 1" and will cover a 6 x 6 block square on the graph paper. With sashing, it will cover an 8 x 8 block square. Cut them out however you want, and play!

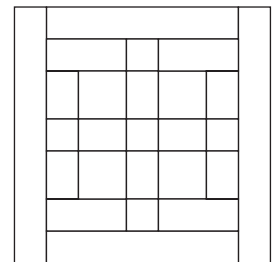
Note: When sewn, the blocks (without the sashing) measure 12" finished, 12½" unfinished. With sashing they measure 16" finished, 16½" unfinished.



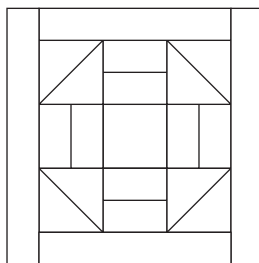
Block 1



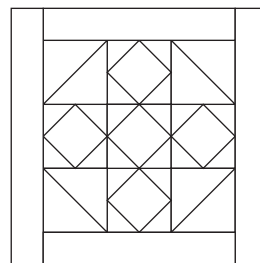
Block 2



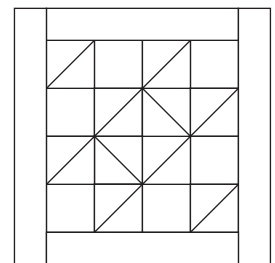
Block 3



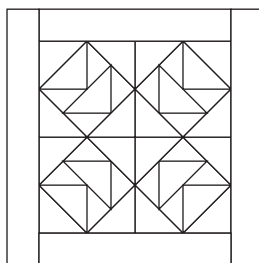
Block 4



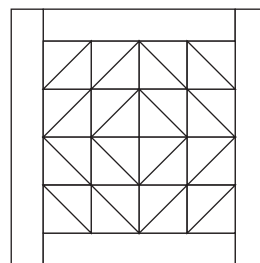
Block 5



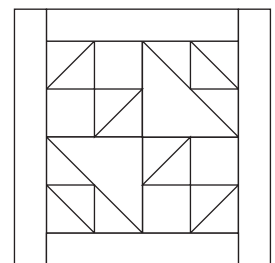
Block 6



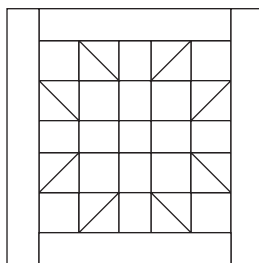
Block 7



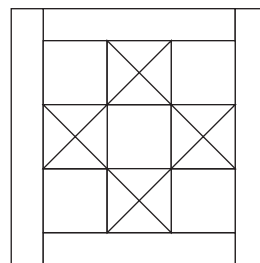
Block 8



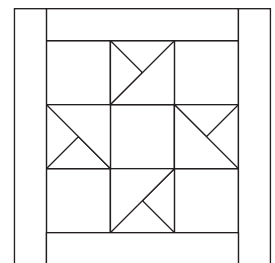
Block 9



Block 10




Block 11



Block 12

Modern Bliss setting for the Quilter's Planner 2018 Sampler



Classic Beauty setting for the Quilter's Planner 2018 Sampler

